

Requesting Resources Through Interlibrary Loan

Interlibrary Loan (ILL) is a free service for RHEC students, faculty, and staff which provides access to materials not owned by our library. We get you the resources you need at no cost to you.

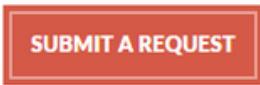
Ready to submit a request? Start by visiting the library's homepage at www.education.edu/library.

Click the **Interlibrary Loan** link beneath the Get Help With Research header.



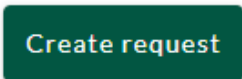
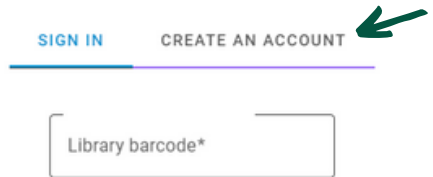
GET HELP WITH RESEARCH

- ◆ [Ask a Librarian](#)
- ◆ [Interlibrary Loan](#) ←
- ◆ [Member Libraries](#)
- ◆ [Citing Sources](#)
- ◆ [Apply for a Library Card](#)



On the Interlibrary Loan page, look for the orange **Submit a Request** button.

If it's your first time making a request you'll need to make an account. Click **Create an Account** on the sign-in page. You will need to provide your RHEC Library Card barcode number, which is the number on the back of your card.



Once logged in, you are ready to make requests! You may manually create requests by clicking the green **Create Request** button.

When using **WorldCat Discovery** or **EBSCO** databases, look out for the "Request Through ILL" button as well, which will automatically populate request forms for you!

